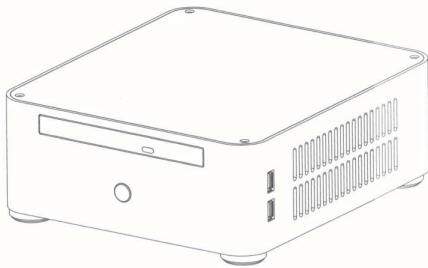









Inter-Tech Elektronik Handels GmbH

# The instructions for W80S

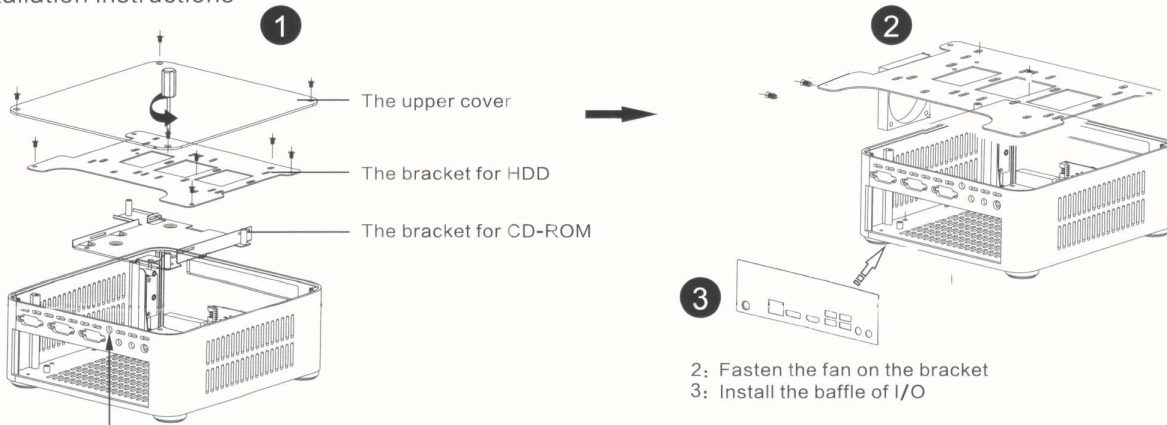
## The list of spare parts



3\*Tie

-  4\*screws for the motherboard
-  5\*screws for the CD-ROM
-  8\*screws for the 2.5" HDD
-  8\*screws for the 3.5" HDD , the upper cover and the bracket for the fan
-  2\*screws for the fan

## Installation instructions



The hole for opening the upper cover

1: Disassemble the case

