

Please read the following instructions carefully before installing or using the CPU Cooler. Keep this instructions and forward them when you forward the CPU Cooler. The nonobservance of this instructions can cause violation or damage. We disclaim liability for damages or violation caused by the non-observance of this instructions.

Intended use

This product is only for indoor use and mounting inside of computer cases. Don't store or use it in humid rooms or near of water.

Danger and protection

- Don't grab into the running fan.
- Don't block the fan. Blockieren Sie nicht den Lüfter. Achten Sie darauf, dass Kabel nicht den Lüfter behindern.
- Pull out the power cord in case of strange noise or smell.
- Take care that all cable will be fixed permanently.
- Keep the product away from children.
- Keep the product free from dust (Can cause overheating or fire)
- Look for sufficient airflow to avoid overheating or fire.

Maintenance

This product needs no maintenance which requires opening of the fan. Clean the fan from dust to get a optimal cooling efficiency. Unplug the computer from the main supply when working inside.

Warranty

Inter-Tech grants 12 months warranty by proper use up from the date of purchase. In case of warranty please contact your local dealer or the dealer from which you bought the product. We will grant no warranty by:

- Missing or damaged warranty seal,
- Negligent behavior,
- Nonobservance of the manual,
- Improper use,
- External violence,
- Acts of god
- Damages caused by manipulation, upgrading, updating or reconstruction of hardware or software
- Damages caused by other harm,

In case of data loss Inter-Tech will only be liable at wanton negligence or deliberate intention or, in all other cases, only for the recovery of data from a continuous, daily backup. Inter-Tech does not assume liability for all other matters. Please look also at our complete warranty terms on our website.

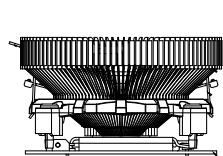
Disposal

Please dispose your product by using the special discharge point for electronic waste. Please ask your municipality or disposal company in case of further questions.

Contact

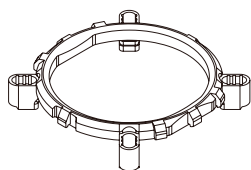
Inter-Tech Elektronik Handels GmbH, Hainhäuser Weg 93, D-30855 Langenhagen, Deutschland. Tel: +49 511 72667830 - Email: vertrieb@inter-tech.de
Internet: www.inter-tech.de

Scope of delivery



A x 1

Look can vary



B x 1



C x 1



D x 4

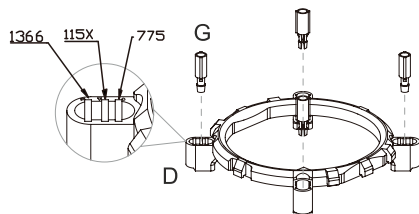


E x 4

The included socket adapter B is for Intel-Socket 775/ 1150/ 1151/ 1155/ 1156/ 1366 mounting. There's no adapter necessary for mounting on AMD-Socket FM2+/ FM2/ FM1/ AM4/ AM3+/ AM3/ AM2+/ AM2. This cooler won't fit on any other socket as those mentioned before.

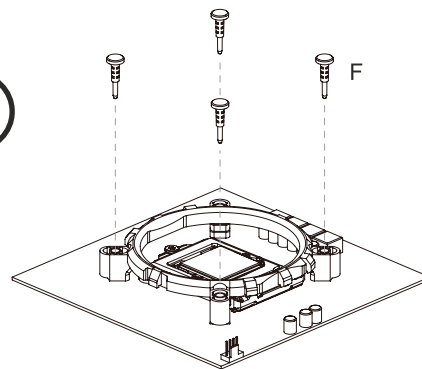
Preparation for Intel:

①



Press the transparent plastic adapter G, depending your socket, into the bracket D

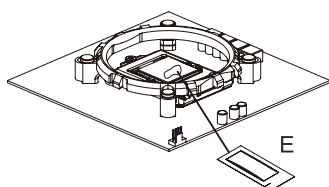
②



Put the bracket D onto the socket and fix it with pins F.

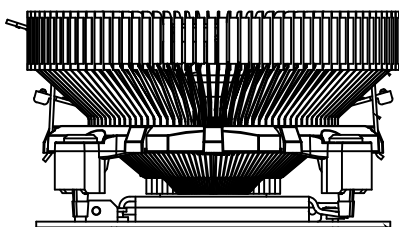
Preparation for Intel + AMD

③

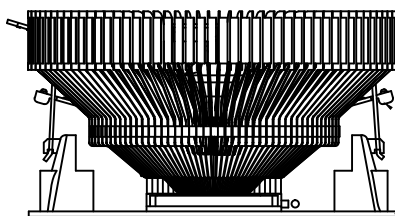


Coat the processor with the included thermal compound.

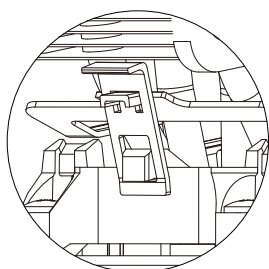
Mounting Intel:



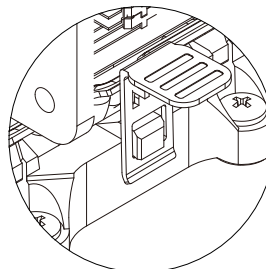
Mounting AMD:



Place the cooler onto the CPU socket and fix it with the hooks directly on the mainboard (AMD) or at the socket adapter (Intel).



Hook this side of the cooler first



Then hook this side

At last connect the 4pin plug of the cooler with the according socket on your mainboard. Please read also the manual of the mainboard. The installation is complete now.