

For your safety and the satisfaction by using this product, please read this manual carefully before installing or using. Please keep this manual and pass it if the product will be passed. The non-observance of this manual can cause defects, violation or death. We assume no liability for damages or violations caused by the non-observance of this manual.

Applications area and local requirements

This product is only for indoor use inside of Computer. Don't use or store this product close to water or in humid rooms. Don't use this product close to heat. The additional heat could cause overheating or fire.

Danger and protection

- Don't touch into the running fan with your hands.
- Don't inhibit the fan/fans. Take care that fan/fans are not hindered by cables.
- In case you notice strange smell, noises or smoke - pull the power cord immediately.
- Take care that all cables will be connected stable.
- Keep the product away from children.
- Keep the product clean, dust can cause overheating / fire.
- Ensure sufficient heat dissipation (can cause overheating/ fire)

Maintenance

This device needs no maintenance. Never open the fan. Cleaning the fan from time to time is necessary to ensure optimum efficiency. If problems with the cooling system occur, please contact your local dealer.

Warranty terms

Inter-Tech grants 24 months warranty by proper use up from the date of purchase. In case of warranty please contact your local dealer or the dealer from which you bought the product. We will grant no warranty by:

- Missing or damaged warranty seal,
- Negligent behavior,
- Improper use,
- Nonobservance of the manual,
- External violence,
- Acts of god,
- Damages caused by manipulation, upgrading, updating or reconstruction of hardware or software
- Damages caused by other harm,

In case of data loss Inter-Tech will only be liable at wanton negligence or deliberate intention or, in all other cases, only for the recovery of data from a continuous, daily backup. Inter-Tech does not assume liability for all other matters.

Please also look at our complete warranty terms on our website.

Disposal

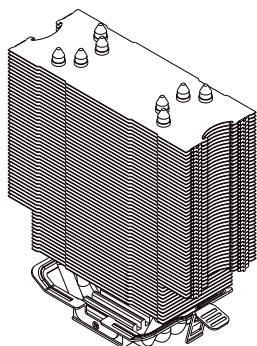
Please dispose your product by using the special discharge point for electronic waste. Please ask your municipality or disposal company in case of further questions.

Contact

Inter-Tech Elektronik Handels GmbH - Hainhäuser Weg 93 - D-30855 Langenhagen -

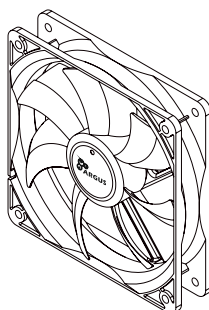
Tel: +49 511 72667830 - Fax: +49 511 72667837 - Email: vertrieb@inter-tech.de – www.inter-tech.de

Scope of delivery



A x 1

Look varies depending Model



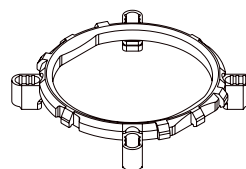
B x 1

Look varies depending Model



C x 2

Look varies depending Model



D x 1



E x 1



F x 4

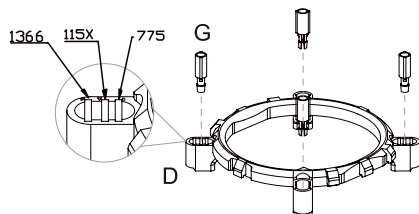


G x 4

The included Adapter D provides the mounting on Intel socket 775/ 1150/ 1151/ 1155/ 1156/ 1366. For mounting on AMD socket FM2+/ FM2/ FM1/ AM4/ AM3+/ AM3/ AM2+/ AM2 is the adapter not necessary. Only mounting on the mentioned sockets is possible.

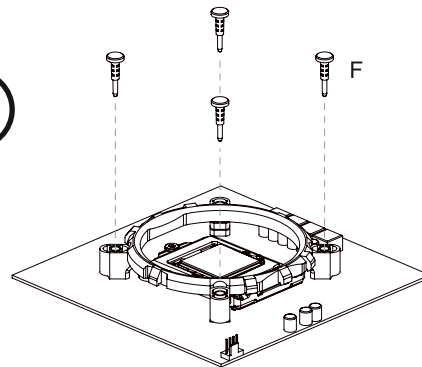
Preparation Intel:

①



Push the clear plastic adapter G into the mounting D, depending your socket.

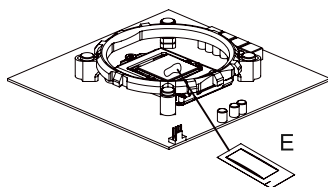
②



Place the mounting D onto the socket and fix it with pins F.

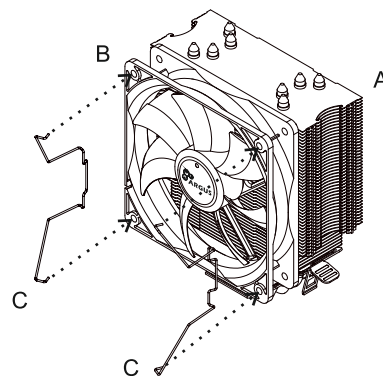
Preparation Intel + AMD:

③



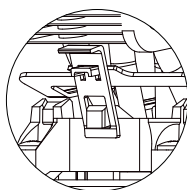
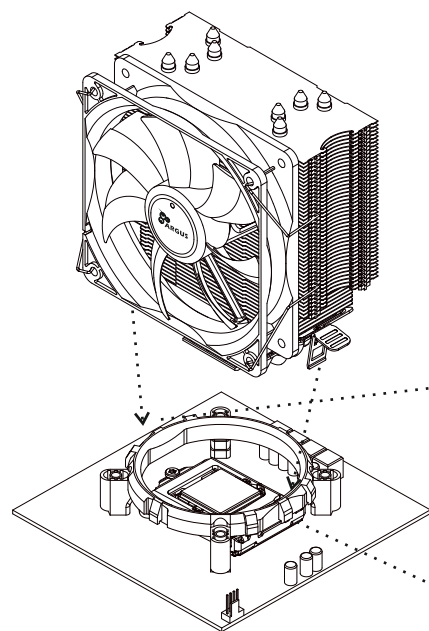
Coat the socket with a little bit of the thermal compound.

④

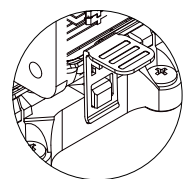


Fix the fan B with clamps C onto the cooler.

Mounting Intel:

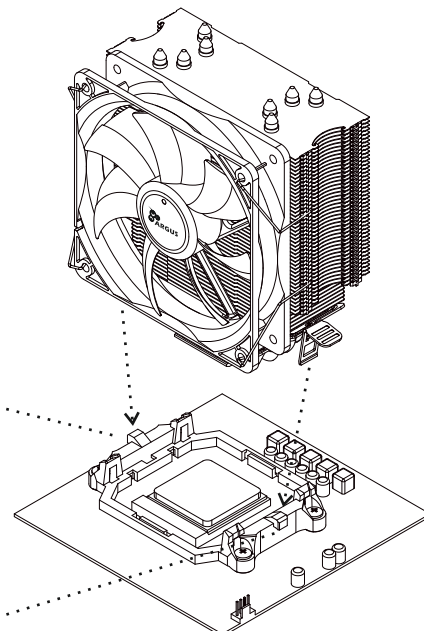


Hook this side on mounting or socket first.



Then hook this side on mounting.

Mounting AMD:



Last, connect the 4pin connector from the fan with the mainboard. Please read the manual of the mainboard to avoid wrong connection. The installation is finished now.